


ACCESS YOUR WALLET



1

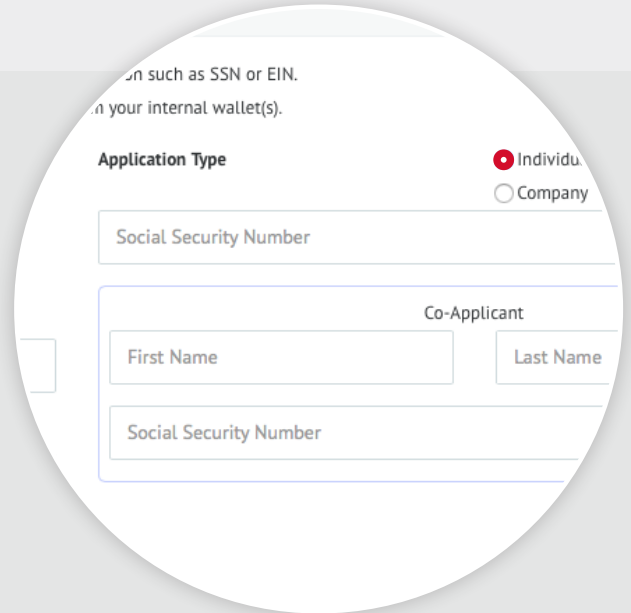
When you receive your first commission, the 'Wallet' menu item will now appear under 'MANAGE' in your main menu.

Start by clicking 'Wallet'.

2

Because it's the first time you are accessing your Wallet, you will need to enter in some mandatory information like Social Security Number, or EIN. You also have the option to choose Individual or Company.

When you're done on this screen, click the green 'Continue' button at the bottom.



3

When you clicked 'Continue', in step 2, an email was sent to you with instructions for registering your eWALLET (powered by iPayout). Innov8tive Nutrition has partnered with iPayout to manage your commissions.

If you do not see the Registration email, please check your Spam folder or contact customer support at innov8tivenutrition@globaleWallet.com, Live Chat via <https://innov8tivenutrition.globalewallet.com>, or 1-866-844-5682 to verify the accuracy of your email address.

ONCE YOU RECEIVE THE EMAIL, CONTINUE TO STEP 4

Sent From: innov8tivenutrition@globaleWallet.com
Sent To: myemail@gmail.com
Subject: eWallet Registration

Dear John Doe [ip001],

Congratulations! Your eWallet signup is almost complete. In order to activate your account, you must click the link provided.

<https://innov8tivenutrition.globalewallet.com>

User name: ip001
Password: 3VRNSCX


NOTE: your password is case sensitive. For your protection please change this password once you login.

Once you have activated your account, you will be able to utilize the full suite of eWallet features.

If you require assistance, please visit our support center at innov8tivenutrition@globaleWallet.com

PLEASE DO NOT REPLY TO THIS EMAIL

Thank you,
The Team at eWallet
<https://innov8tivenutrition.globalewallet.com>



ACCESS YOUR WALLET

Sent From: innov8tivenutrition@globaleWallet.com
Sent To: [redacted]
Subject: eWallet Registration
Dear John Doe [ip001],
Congratulations! Your eWallet signup is almost complete. In order to activate your account, you must click the link <https://innov8tivenutrition.globalewallet.com>
User name: ip001
Password: 3VRNSCX
NOTE: your password is case sensitive. For your protection please change this password once you have activated your account. Once you have activated your account, you will be able to [redacted]. If you require assistance, please visit our support center at [redacted]. PLEASE DO NOT REPLY TO THIS EMAIL
Thank you,
The Team at eWallet
<https://innov8tivenutrition.globalewallet.com>

eWallet Login

Member Login

ip001

[Forgot your password?](#) [Login](#)

4

Click on the link and use the login details provided to activate your account and begin the Setup Wizard. It typically takes 1 to 3 minutes to complete your eWallet setup.

eWALLET

Step 1: Complete the required profile information. The information will be pre-populated for your convenience.

Should you need to make any changes, please do so at this time.

Step 2: Review and agree to Terms and Conditions

Step 3: Set up the Transaction PIN, which will be required to authenticate all eWallet transactions and ensure confidence that your account is secure.

Note: Due to KYC procedures, we may require additional documents, such as a copy of government ID to be submitted

Your account is ready!

Step 1: Account Information

Please enter your name exactly as it appears on your government ID. Also do not enter P.O. Box address.

User Name: ip001

John Doe

123 Main Street 33009

Address 2 1239871234

City Cell Phone

Optional

Company Name

United States of America

myemail@mail.com

Florida Date of Birth 1 Jan 1954

Note: Please enter the company name only if you own at least 10% of this company. If you enter company name, all your eWallet emails will be sent on this name and your bank accounts will be setup on this company name only.

I agree to the above note

Email Language

Select the language in which you want to receive your emails from eWallet.

English

Country of Citizenship United States of America

Step 2: Agreements

I have verified that all of the information shown is correct.

I agree to terms & conditions. [Click here to read Terms and Conditions | Privacy Policy](#)

To view the eWallet fees, click: [Fee Schedule](#)

NEED HELP?

LIVE CHAT This option is available Monday-Friday 8AM-6PM EST. To access Live Chat please scroll to the bottom of any page of your eWallet account and click on the Live Chat link (Green & Blue when online).

PHONE SUPPORT This option is available Monday-Friday 9AM-6PM EST. Call: 1-866-844-5682 (Login concerns, forgotten passwords, and change of personal information are handled free of charge)

EMAIL SUPPORT innov8tivenutrition@globaleWallet.com This option is available 24/7. All emails will be answered within 1 business day.

Step 3: Transaction PIN

- Your Transaction PIN is an extra layer of security.
- You will be asked to enter this PIN before completing any transaction within your eWallet.
- Please enter any 4 - 10 digit number of your choice as your transaction PIN.

..... EG. 123456

..... EG. 123456

An answer to a security question will be required to reset your PIN. An answer cannot match with your first and last name, your email address, PIN, and phone numbers.

Select any three different questions:

- What was your first job? INNOV8TIVENUTRITION
- What is your mother's maiden name? JONES EG. JONES
- What was the first concert you attended? BEATLES EG. MICHAEL JACKSON

YOU WILL NEED THIS EVERY TIME YOU REQUEST A TRANSACTION THROUGH YOUR ACCOUNT.

REMEMBER THESE! IF YOU FORGET YOUR PIN, THIS IS THE ONLY WAY TO RESET IT!